



# Chicago Pneumatic

## RCP Series



**SINGLE AND TWO-STAGE  
RECIPROCATING AIR COMPRESSORS  
2 - 20 HP**

**High-performance products.  
Designed for you !**

### Two Stage Electric Simplex

| Part Number | HP  | Model        | Tank gal. | Electrics V / Ph. | cfm displ. | cfm 100 psi | Mag. Starter | Recom. Dryer | Ship Wt lbs. | L x W x H inches |
|-------------|-----|--------------|-----------|-------------------|------------|-------------|--------------|--------------|--------------|------------------|
| 8090250617  | 5   | RCP-561VNS   | 60V       | 208-230 / 1       | 18.6       | 15.3        | n/a          | CPXHT-25     | 300          | 29 x 20 x 68     |
| 8090250620  | 5   | RCP-581VNS   | 80V       | 208-230 / 1       | 18.6       | 15.3        | n/a          | CPXHT-25     | 382          | 39 x 24 x 73     |
| 8090250674* | 5   | RCP-381VS    | 80V       | 208-230 / 1       | 22.4       | 18.5        | 0000052007   | CPXHT-25     | 457          | 39 x 24 x 77     |
| 8090250682* | 5   | RCP-381HS    | 80H       | 208-230 / 1       | 22.4       | 18.5        | 0000052006   | CPXHT-25     | 491          | 71 x 24 x 49     |
| 8090250690* | 5   | RCP-338VS    | 80V       | 208-230 / 3       | 22.4       | 18.5        | 0000052011   | CPXHT-25     | 457          | 39 x 24 x 77     |
| 8090250690* | 5   | RCP-338VS4   | 80V       | 460 / 3           | 22.4       | 18.5        | 0000052009   | CPXHT-25     | 457          | 39 x 24 x 77     |
| 8090250716* | 5   | RCP-338HS    | 80H       | 208-230 / 3       | 22.4       | 18.5        | 0000052010   | CPXHT-25     | 471          | 71 x 24 x 49     |
| 8090250716* | 5   | RCP-338HS4   | 80H       | 460 / 3           | 22.4       | 18.5        | 0000052008   | CPXHT-25     | 471          | 71 x 24 x 49     |
| 8090250619  | 5   | RCP-581V     | 80V       | 208-230 / 1       | 22.4       | 18.5        | Included     | CPXHT-25     | 467          | 39 x 24 x 77     |
| 8090250618  | 5   | RCP-581H     | 80H       | 208-230 / 1       | 22.4       | 18.5        | Included     | CPXHT-25     | 501          | 71 x 24 x 49     |
| 8090250623  | 5   | RCP-583V     | 80V       | 208-230 / 3       | 22.4       | 18.5        | Included     | CPXHT-25     | 453          | 39 x 24 x 77     |
| 8090250639  | 5   | RCP-583V4    | 80V       | 460 / 3           | 22.4       | 18.5        | Included     | CPXHT-25     | 453          | 39 x 24 x 77     |
| 8090250621  | 5   | RCP-583H     | 80H       | 208-230 / 3       | 22.4       | 18.5        | Included     | CPXHT-25     | 481          | 71 x 24 x 49     |
| 8090250638  | 5   | RCP-583H4    | 80H       | 460 / 3           | 22.4       | 18.5        | Included     | CPXHT-25     | 481          | 71 x 24 x 49     |
| 8090250724  | 7.5 | RCP-7581VS   | 80V       | 208-230 / 1       | 32.5       | 25.3        | Included     | CPXHT-50     | 479          | 39 x 24 x 77     |
| 8090250732  | 7.5 | RCP-7581HS   | 80H       | 208-230 / 1       | 32.5       | 25.3        | Included     | CPXHT-50     | 538          | 71 x 24 x 49     |
| 8090250740  | 7.5 | RCP-7583VS   | 80V       | 208-230 / 3       | 32.5       | 25.3        | Included     | CPXHT-50     | 467          | 39 x 24 x 77     |
| 8090250906  | 7.5 | RCP-7583VS4  | 80V       | 460 / 3           | 32.5       | 25.3        | Included     | CPXHT-50     | 467          | 39 x 24 x 77     |
| 8090250757  | 7.5 | RCP-7583HS   | 80H       | 208-230 / 3       | 32.5       | 25.3        | Included     | CPXHT-50     | 481          | 71 x 24 x 49     |
| 8090250914  | 7.5 | RCP-7583HS4  | 80H       | 460 / 3           | 32.5       | 25.3        | Included     | CPXHT-50     | 481          | 71 x 24 x 49     |
| 8090250626  | 7.5 | RCP-7581V    | 80V       | 208-230 / 1       | 32.5       | 25.3        | Included     | CPXHT-50     | 489          | 39 x 24 x 77     |
| 8090250625  | 7.5 | RCP-7581H    | 80H       | 208-230 / 1       | 32.5       | 25.3        | Included     | CPXHT-50     | 548          | 71 x 24 x 49     |
| 8090250629  | 7.5 | RCP-7583V    | 80V       | 208-230 / 3       | 32.5       | 25.3        | Included     | CPXHT-50     | 477          | 39 x 24 x 77     |
| 8090250641  | 7.5 | RCP-7583V4   | 80V       | 460 / 3           | 32.5       | 25.3        | Included     | CPXHT-50     | 477          | 39 x 24 x 77     |
| 8090250627  | 7.5 | RCP-7583H    | 80H       | 208-230 / 3       | 32.5       | 25.3        | Included     | CPXHT-50     | 491          | 71 x 24 x 49     |
| 8090250640  | 7.5 | RCP-7583H4   | 80H       | 460 / 3           | 32.5       | 25.3        | Included     | CPXHT-50     | 491          | 71 x 24 x 49     |
| 8090250765* | 10  | RCP-10123VS  | 120V      | 208-230 / 3       | 44.5       | 37.2        | 0000052005   | CPXHT-50     | 794          | 41 x 30 x 86     |
| 8090250765* | 10  | RCP-10123VS4 | 120V      | 460 / 3           | 44.5       | 37.2        | 0000052003   | CPXHT-50     | 794          | 41 x 30 x 86     |
| 8090250773* | 10  | RCP-10123HS  | 120H      | 208-230 / 3       | 44.5       | 37.2        | 0000052004   | CPXHT-50     | 705          | 77 x 26 x 59     |
| 8090250773* | 10  | RCP-10123HS4 | 120H      | 460 / 3           | 44.5       | 37.2        | 0000052002   | CPXHT-50     | 705          | 77 x 26 x 59     |
| 8090250604  | 10  | RCP-10123V   | 120V      | 208-230 / 3       | 44.5       | 37.2        | Included     | CPXHT-50     | 854          | 41 x 30 x 86     |
| 8090250634  | 10  | RCP-10123V4  | 120V      | 460 / 3           | 44.5       | 37.2        | Included     | CPXHT-50     | 854          | 41 x 30 x 86     |
| 8090250602  | 10  | RCP-10123H   | 120H      | 208-230 / 3       | 44.5       | 37.2        | Included     | CPXHT-50     | 765          | 77 x 26 x 59     |
| 8090250633  | 10  | RCP-10123H4  | 120H      | 460 / 3           | 44.5       | 37.2        | Included     | CPXHT-50     | 765          | 77 x 26 x 59     |

\* Order must include part number for compressor and starter



RCP-10123H

### STANDARD MODELS - DENOTED BY "S"

Start-Stop Pressure Switch Control, ASME Safety Valves  
Fully-Enclosed Belt Guard, Tank Drain and Discharge Valve

### PREMIUM RCP MODELS

Magnetic Starter, Low Oil Switch, and Automatic Tank Drain  
5 - 7.5 HP include triple-pass Pump Mounted Aftercooler  
10 HP include Belt Guard Aftercooler

| Single Stage Electric Simplex |     |           |           |                   |            |             |              |              |                  |
|-------------------------------|-----|-----------|-----------|-------------------|------------|-------------|--------------|--------------|------------------|
| Part Number                   | HP  | Model     | Tank gal. | Electrics V / Ph. | cfm displ. | cfm 100 psi | Mag. Starter | Ship Wt lbs. | L x W x H inches |
| 8090250614                    | 2   | RCP-220P  | 20P       | 115 / 230 / 1     | 11.9       | 7.1         | n/a          | 155          | 35 x 20 x 32     |
| 8090250615                    | 2   | RCP-226VP | 26VP      | 115 / 230 / 1     | 11.9       | 7.1         | n/a          | 165          | 26 x 26 x 51     |
| 8090250616                    | 3.5 | RCP-3561V | 60V       | 208-230 / 1       | 16.8       | 12.4        | n/a          | 261          | 30 x 22 x 68     |

### STANDARD FEATURES

Start-Stop Pressure Switch Control, ASME Safety Valves  
Fully-Enclosed Belt Guard, Tank Drain and Discharge Valve

RCP-226VP



| Two Stage Electric Duplex |    |             |               |                   |            |             |           |              |                  |
|---------------------------|----|-------------|---------------|-------------------|------------|-------------|-----------|--------------|------------------|
| Part Number               | HP | Model       | Motor Config. | Electrics V / Ph. | cfm displ. | cfm 100 psi | Tank gal. | Ship Wt lbs. | L x W x H inches |
| 8090250600                | 10 | RCP-10121D  | 2 x 5 HP      | 208-230 / 1       | 44.9       | 37.0        | 120H      | 778          | 77 x 27 x 56     |
| 8090250601                | 10 | RCP-10123D  | 2 x 5 HP      | 208-230 / 3       | 44.9       | 37.0        | 120H      | 778          | 77 x 27 x 56     |
| 8090250632                | 10 | RCP-10123D4 | 2 x 5 HP      | 460 / 3           | 44.9       | 37.0        | 120H      | 778          | 77 x 27 x 56     |
| 8090250610                | 15 | RCP-15121D  | 2 x 7.5 HP    | 208-230 / 1       | 65.0       | 50.5        | 120H      | 886          | 77 x 27 x 56     |
| 8090250611                | 15 | RCP-15123D  | 2 x 7.5 HP    | 208-230 / 3       | 65.0       | 50.5        | 120H      | 886          | 77 x 27 x 56     |
| 8090250635                | 15 | RCP-15123D4 | 2 x 7.5 HP    | 460 / 3           | 65.0       | 50.5        | 120H      | 886          | 77 x 27 x 56     |
| 8090250807                | 15 | RCP-15201D  | 2 x 7.5 HP    | 208-230 / 1       | 65.0       | 50.5        | 200H      | 1137         | 6 x 32 x 62      |
| 8090250815                | 15 | RCP-15203D  | 2 x 7.5 HP    | 208-230 / 3       | 65.0       | 50.5        | 200H      | 1053         | 6 x 32 x 62      |
| 8090250922                | 15 | RCP-15203D4 | 2 x 7.5 HP    | 460 / 3           | 65.0       | 50.5        | 200H      | 1053         | 6 x 32 x 62      |
| 8090250612                | 20 | RCP-20123D  | 2 x 10 HP     | 208-230 / 3       | 89.0       | 74.5        | 120H      | 990          | 77 x 27 x 63     |
| 8090250636                | 20 | RCP-20123D4 | 2 x 10 HP     | 460 / 3           | 89.0       | 74.5        | 120H      | 990          | 77 x 27 x 63     |
| 8090250613                | 20 | RCP-20203D  | 2 x 10 HP     | 208-230 / 3       | 89.0       | 74.5        | 200H      | 1229         | 86 x 32 x 69     |
| 8090250637                | 20 | RCP-20203D4 | 2 x 10 HP     | 460 / 3           | 89.0       | 74.5        | 200H      | 1229         | 86 x 32 x 69     |

### STANDARD FEATURES

Alternator (please specify voltage)  
Magnetic Motor Starters (please specify voltage)  
Start-Stop Dual Pressure Switch Control  
1" Tank Discharge Valve  
Fully Enclosed Belt Guard  
ASME Tank and Safety Valves



RCP-20123D

Chicago Pneumatic Duplex package showing the multiple pumps and motors which ensure back-up operation

### Two Stage Gasoline Drive

| Part Number | HP    | Model      | Engine | Electric and Recoil Start | cfm displ. | cfm 100 psi | Tank gal. | Ship Wt lbs. | L x W x H inches |
|-------------|-------|------------|--------|---------------------------|------------|-------------|-----------|--------------|------------------|
| 8090250631  | 9     | RCP-930G   | Robin  | Standard                  | 19.1       | 16.0        | 30H       | 328          | 45 x 19 x 38     |
| 8090250606  | 10    | RCP-1030G  | Intek  | Standard                  | 19.1       | 16.0        | 30H       | 328          | 45 x 19 x 38     |
| 8090250607  | 11    | RCP-1130G  | Honda  | Standard                  | 22.4       | 18.5        | 30H       | 358          | 45 x 19 x 45     |
| 8090250823  | 12.75 | RCP-1230GK | Kohler | Standard                  | 22.4       | 18.5        | 30H       | 369          | 45 x 19 x 45     |
| 8090250608  | 12.75 | RCP-1230G  | Kohler | Standard                  | 32.5       | 25.3        | 30H       | 369          | 45 x 19 x 45     |
| 8090250609  | 13    | RCP-1330G  | Honda  | Standard                  | 32.5       | 25.3        | 30H       | 378          | 45 x 19 x 45     |

### STANDARD FEATURES

12 Volt Electric Start and Recoil Start  
Start Key / Panel  
Oil Monitor  
Engine Slowdown (Pilot Valve)

Fully Enclosed Belt Guard  
EZ Pull Tank Drain  
ASME Tank and Safety Valves  
3/4" Tank Discharge Valve

### OPTIONAL

Engine Oil Drain



RCP-1330G



RCP-1230G

| Single Stage Electric Contractor Series |     |          |          |                      |               |                |              |                 |                     |
|---|-----|----------|----------|----------------------|---------------|----------------|--------------|-----------------|---------------------|
| Part Number                             | HP  | Model    | Amps     | Electrics<br>V / Ph. | cfm<br>displ. | cfm<br>100 psi | Tank<br>gal. | Ship Wt<br>lbs. | L x W x H<br>inches |
| 8090250831                              | 1.5 | RCP-1530 | 14       | 115 / 1              | 8.5           | 5.4            | 2 x 4        | 130             | 46 x 23 x 26        |
| 8090250849                              | 2   | RCP-2030 | 19 / 9.5 | 115 / 230 / 1        | 8.7           | 6.5            | 2 x 4        | 130             | 46 x 23 x 26        |

### STANDARD FEATURES

Start - Stop Pressure Switch Control

Fully Enclosed Belt Guard

Tank Drains and Discharge Valve



RCP-2030

| Single Stage Gasoline Drive Contractor Series |     |          |        |         |               |                |              |                 |                     |
|---|-----|----------|--------|---------|---------------|----------------|--------------|-----------------|---------------------|
| Part Number                                   | HP  | Model    | Engine | Starter | cfm<br>displ. | cfm<br>100 psi | Tank<br>gal. | Ship Wt<br>lbs. | L x W x H<br>inches |
| 8090250856                                    | 5.5 | RCP-5530 | Honda  | Recoil  | 18.4          | 12.4           | 2 x 4        | 221             | 46 x 23 x 26        |
| 8090250864                                    | 6   | RCP-6030 | Robin  | Recoil  | 18.4          | 12.4           | 2 x 4        | 221             | 46 x 23 x 26        |

| Two Stage Gasoline Drive Contractor Series |       |           |        |               |               |                |              |                    |                     |
|--|-------|-----------|--------|---------------|---------------|----------------|--------------|--------------------|---------------------|
| Part Number                                | HP    | Model     | Engine | Starter       | cfm<br>displ. | cfm<br>100 psi | Tank<br>gal. | Ship<br>Wt<br>lbs. | L x W x H<br>inches |
| 8090250872                                 | 9     | RCP-908R  | Robin  | Recoil        | 22.4          | 18.6           | 2 x 5        | 316                | 50 x 29 x 37        |
| 8090250880                                 | 9     | RCP-908H  | Honda  | Recoil        | 22.4          | 18.6           | 2 x 5        | 316                | 50 x 29 x 37        |
| 8090250898                                 | 12.75 | RCP-128-I | Kohler | Elec & Recoil | 22.4          | 25.3           | 2 x 5        | 345                | 50 x 29 x 37        |

### STANDARD FEATURES

Engine Slowdown (Pilot Valve)

Engine Oil Protection

Fully Enclosed Belt Guard Tank Drains and Discharge Valve

ASME Tank and Safety Valves



RCP-908H




| High Temp Refrigerated Dryers |          |                |                |                        |                      |              |
|-------------------------------|----------|----------------|----------------|------------------------|----------------------|--------------|
| Part Number                   | Model    | cfm at 100 psi | Inlet / Outlet | Electrics V / Hz / Ph. | Dimensions L x W X H | Ship Wt lbs. |
| 4103014232                    | CPXHT25  | 25             | 1/2" NPT       | 115 / 60 / 1           | 17.5 x 19 x 18       | 85           |
| 4103014234                    | CPXHT50  | 50             | 1/2" NPT       | 115 / 60 / 1           | 28 x 20 x 30         | 125          |
| 4103014236                    | CPXHT75  | 75             | 1" NPT         | 115 / 60 / 1           | 28 x 18 x 40         | 183          |
| 4103014238                    | CPXHT100 | 100            | 1" NPT         | 115 / 60 / 1           | 28 x 18 x 40         | 194          |
| 4103014240                    | CPXHT125 | 125            | 1" NPT         | 115 / 60 / 1           | 28 x 18 x 40         | 200          |

cfm rated at 50°F Dew Point

STANDARD FEATURES

- 180°F Max Inlet Temp
3 Micron Filter / Separator
Inlet Strainer
Precooler / Reheater
- Six Foot Power Cord
Automatic Drain Valve
Ambient Air Condenser Filter



One Year Warranty on Entire Package

Magnetic Motor Starters


| Magnetic Motor Starters |         |                    |
|-------------------------|---------|--------------------|
| Part Number             | Model   | HP & Voltage/Phase |
| 1312100659              | Starter | 5 hp / 230V / 1~   |
| 1312100662              | Starter | 7.5 hp / 230V / 1~ |
| 1312100656              | Starter | 7.5 hp / 230V / 3~ |
| 1312100657              | Starter | 7.5 hp / 460V / 3~ |
| 1312100658              | Starter | 7.5 hp / 230V / 3~ |
| 1312100661              | Starter | 10 hp / 230V / 3~  |
| 1312100654              | Starter | 10 hp / 460V / 3~  |
| 1312100655              | Starter | 10 hp / 575V / 3~  |
| 1312100660              | Starter | 15 hp / 575V, 3~   |

Starters come fully wired with contactors for immediate installation

## TIME PROVEN DESIGN

### RCP SERIES COMPRESSORS - EXCEPTIONAL STRENGTH

With durability, performance, solid cast iron cylinder, crankshaft and valve plates the RCP provides the strength that is required for everyday use. Aluminum head and coolers with deep fins allow for unmatched heat dissipation. Balanced pistons and crankshaft mean smoother and quieter operation. Oversized main bearings and automotive style replaceable insert bearings for a durable compressor pump. All units are 100% tested at full pressure.



### Chicago Pneumatic Compressors Warranty:

Chicago Pneumatic compressors have stood the test of time as some of the most rugged piston compressors on the market. All Chicago Pneumatic compressors are 100% factory tested at full pressure. Two-stage Chicago Pneumatic compressors are covered by a full two-year, "bumper to bumper" warranty and all single-stage Chicago Pneumatic compressors are covered by a full one-year, "bumper to bumper" warranty.




## Over 100 years of experience

Since 1901 the Chicago Pneumatic name has represented high-performance tools and equipment designed for an extensive range of applications. Today, Chicago Pneumatic has a global reach, with local customer centers around the world. Chicago Pneumatic tools and air compressors are tailored to the needs of the industrial, vehicle service, and construction markets. Every day we develop and manufacture new products that are meant to meet your demands not only today, but tomorrow as well.

To learn more about our extensive range of tools, hydraulic attachments, industrial and portable compressors, accessories and workshop equipment, please visit [www.cp.com](http://www.cp.com).


CP Compressors is supported by a network of trained service centers who can provide complete warranty support, spare parts and technical consultation. For more information on our compressed air products, please contact your local authorized CP Compressor distributor or representative.



## Original parts. Your quality assurance.

The “original part” identification confirms that these components passed our strict test criteria. All parts are designed to match the compressor and are approved for use on the specified compressor. They have been thoroughly tested to obtain the highest level of protection, extending the compressors’ lifetime and keeping the cost of ownership to an absolute minimum. No compromises are made on reliability. The use of “original part” certified quality components helps ensure reliable operation and will not impact the validity of your warranty, unlike other parts. Look for your quality assurance.

DISTRIBUTED BY



The Compressed Air and Gas Institute, CAGI, is an organization dedicated to improving the compressed air industry through established standards. As a proud member of CAGI, CP Compressors publishes all technical data in accordance with CAGI/PNEUROP PN2CPTC2 guidelines and voluntarily allows products to be selected for participation in CAGI's Performance Verification Program. With CP Compressors, our customers know they are receiving the excellent performance that we publish.



**Chicago  
Pneumatic**

CP Compressors  
1800 Overview Drive  
Rock Hill, SC 29730  
877-861-CPAC (2722)

CP Compressors Canada  
2900 Argentina Rd. Unit 13  
Mississauga, Ontario L5N 7X9

Date: April 2011